


HOLLOW STRUCTURAL SECTIONS (SQUARE)

Imperial Size	Weight lbs/ft	Area sq. inches	Radius of Gyration (ins)	Metric Size
1 x 1 x .083	.95	.279	.357	25.4 x 25.4 x 2.11
x .100	1.14	.335	.359	x 2.54
x .125	1.35	.398	.346	x 3.18
x .150	1.54	.453	.332	x 3.81
1 1/4 x 1 1/4 x .083	1.23	.362	.461	31.8 x 31.8 x 1.83
x .100	1.48	.436	.461	x 2.54
x .125	1.78	.524	.449	x 3.18
x .150	2.05	.603	.437	x 3.81
1 1/2 x 1 1/2 x .083	1.51	.445	.565	38.1 x 38.1 x 2.11
x .100	1.82	.535	.563	x 2.54
x .125	2.20	.648	.551	x 3.18
x .150	2.56	.752	.539	x 3.81
x .188	3.35	.896	.520	x 4.78
1 3/4 x 1 3/4 x .100	2.16	.634	.666	44.4 x 44.4 x 2.54
x .110	2.35	.690	.662	x 2.79
x .125	2.63	.772	.654	x 3.18
2 x 2 x .100	2.50	.734	.769	50.8 x 50.8 x 2.54
x .110	2.72	.800	.764	x 2.79
x .125	3.06	.899	.756	x 3.18
x .134	3.24	.953	.752	x 3.40
x .150	3.58	1.05	.744	x 3.81
x .188	4.33	1.27	.724	x 4.78
x .250	5.41	1.60	.693	x 6.35
2 1/8 x 2 1/8 x .134	3.47	1.02	.803	54.0 x 54.0 x 3.40
2 1/4 x 2 1/4 x .100	2.84	.834	.871	57.2 x 57.2 x 2.54
x .125	3.48	1.02	.859	x 3.18
x .150	4.09	1.20	.846	x 3.81
x .188	4.96	1.46	.827	x 4.78
x .250	6.26	1.84	.797	x 6.35


Disclaimer : Not all listed Hollow Structural Sections are available from stock. The list above represents HSS that have been or are still produced by specific Mills worldwide. Availability of any size should be confirmed before using in any design specs.



HOLLOW STRUCTURAL SECTIONS (SQUARE)

Imperial Size	Weight lbs/ft	Area sq. inches	Radius of Gyration (ins)	Metric Size
2 1/2 x 2 1/2 x .100	3.18	.934	.973	63.5 x 63.5 x 2.54
x .110	3.47	1.02	.968	x 2.79
x .125	3.91	1.15	.961	x 3.18
x .134	4.15	1.22	.956	x 3.40
x .150	4.60	1.35	.949	x 3.81
x .188	5.61	1.64	.929	x 4.78
x .210	6.16	1.81	.919	x 5.33
x .230	6.64	1.95	.909	x 5.84
x .250	7.11	2.09	.898	x 6.35
2 3/4 x 2 3/4 x .110	3.81	1.12	1.06	69.8 x 69.8 x 2.79
x .125	4.31	1.27	1.06	x 3.18
x .150	6.22	1.83	1.03	x 3.81
3 x 3 x .095	3.68	1.08	1.18	76.2 x 76.2 x 2.41
x .100	3.86	1.13	1.18	x 2.54
x .110	4.22	1.24	1.17	x 2.79
x .125	4.76	1.40	1.17	x 3.18
x .134	5.07	1.49	1.16	x 3.40
x .150	5.64	1.66	1.15	x 3.81
x .188	6.89	2.03	1.13	x 4.78
x .210	7.59	2.23	1.12	x 5.33
x .250	8.81	2.59	1.10	x 6.35
x .313	10.59	3.12	1.07	x 7.95
x .375	12.17	3.39	1.05	x .953
3 1/2 x 3 1/2 x .109	4.92	1.45	1.38	88.9 x 88.9 x 2.77
x .120	5.52	1.62	1.37	x 3.05
x .125	5.59	1.64	1.37	x 3.18
x .134	6.13	1.80	1.36	x 3.40
x .150	6.64	1.95	1.36	x 3.81
x .188	8.17	2.40	1.34	x 4.78
x .210	8.75	2.57	1.33	x 5.33
x .250	10.51	3.08	1.31	x 6.35
x .313	12.70	3.74	1.28	x 7.95
x .375	14.71	4.32	1.24	x 9.53

Disclaimer : Not all listed Hollow Structural Sections are available from stock. The list above represents HSS that have been or are still produced by specific Mills worldwide. Availability of any size should be confirmed before using in any design specs.



HOLLOW STRUCTURAL SECTIONS (SQUARE)

Imperial Size	Weight lbs/ft	Area sq. inches	Radius of Gyration (ins)	Metric Size
3 3/4 x 3 3/4 x .150	7.15	2.10	1.46	95.3 x 95.3 x 3.81
x .188	8.80	2.59	1.44	x 4.78
x .250	11.4	3.34	1.41	x 6.35
x .313	13.8	4.05	1.38	x 7.95
4 x 4 x .109	5.66	1.67	1.58	101.6 x 101.6 x 2.77
x .125	6.46	1.89	1.57	x 3.18
x .134	6.89	2.03	1.57	x 3.40
x .150	7.66	2.25	1.56	x 3.81
x .188	9.45	2.77	1.54	x 4.78
x .210	10.2	3.00	1.53	x 5.33
x .250	12.21	3.60	1.51	x 6.35
x .313	14.83	4.37	1.48	x 7.95
x .375	17.27	5.08	1.45	x 9.53
x .500	21.63	6.14	1.36	x 12.7
4 1/2 x 4 1/2 x .125	7.29	2.14	1.78	114.3 x 114.3 x 3.18
x .134	7.80	2.29	1.77	x 3.40
x .150	8.68	2.55	1.77	x 3.81
x .188	10.7	3.15	1.74	x 4.78
x .250	13.9	4.09	1.71	x 6.35
x .313	17.0	4.99	1.69	x 7.95
x .375	19.8	5.83	1.69	x 9.53
5 x 5 x .150	9.71	2.85	1.97	127.0 x 127.0 x 3.81
x .188	12.0	3.53	1.95	x 4.78
x .250	15.62	4.59	1.92	x 6.35
x .313	19.08	5.61	1.89	x 7.95
x .375	22.37	6.57	1.86	x 9.53
x .438	25.5	7.50	1.83	x 11.13
x .500	28.43	8.14	1.78	x 12.70
5 1/4 x 5 1/4 x .125	8.54	2.51	2.08	133.4 x 133.4 x 3.18
x .188	12.7	3.72	2.05	x 4.78
x .250	16.4	4.84	2.02	x 6.35

Disclaimer : Not all listed Hollow Structural Sections are available from stock. The list above represents HSS that have been or are still produced by specific Mills worldwide. Availability of any size should be confirmed before using in any design specs.




C.W. CARRY LTD.



STEEL SERVICE CENTRE

AND STRUCTURAL STEEL FABRICATOR



HOLLOW STRUCTURAL SECTIONS (SQUARE)

Imperial Size	Weight lbs/ft	Area sq. inches	Radius of Gyration (ins)	Metric Size
5 1/2 x 5 1/2 x .150	10.7	3.15	2.17	139.7 x 139.7 x 3.81
x .188	13.3	3.90	2.16	x 4.78
x .250	17.3	5.09	2.13	x 6.35
x .313	21.2	6.24	2.10	x 7.95
x .375	24.9	7.33	2.07	x 9.53
6 x 6 x .188	14.56	4.28	2.36	152.4 x 152.4 x 4.78
x .250	19.02	5.60	2.33	x 6.35
x .313	23.33	6.87	2.30	x 7.95
x .375	27.48	8.08	2.27	x 9.53
x .438	31.50	9.25	2.24	x 11.13
x .500	35.24	10.4	2.20	x 12.70
7 x 7 x .188	17.13	5.04	2.77	177.8 x 177.8 x 4.78
x .250	22.42	6.59	2.74	x 6.35
x .313	27.63	8.12	2.71	x 7.95
x .375	32.58	9.58	2.68	x 9.53
x .438	37.40	11.0	2.65	x 11.13
x .500	42.05	12.4	2.61	x 12.70
8 x 8 x .250	25.82	7.60	3.15	203.2 x 203.2 x 6.35
x .313	31.84	9.38	3.12	x 7.95
x .375	37.69	11.1	3.09	x 9.53
x .438	43.40	12.8	3.06	x 11.13
x .500	48.85	14.4	3.02	x 12.70
10 x 10 x .250	32.63	9.59	3.98	254.0 x 254.0 x 6.35
x .313	40.40	11.9	3.93	x 7.95
x .375	47.90	14.1	3.90	x 9.53
x .438	55.40	16.3	3.87	x 11.13
x .500	62.46	18.3	3.84	x 12.70
12 x 12 x .250	39.43	11.6	4.76	304.8 x 304.8 x 6.35
x .313	48.86	14.4	4.74	x 7.95
x .375	58.10	17.1	4.72	x 9.53
x .438	67.30	19.8	4.69	x 11.13
x .500	76.07	22.3	4.65	x 12.70

Disclaimer : Not all listed Hollow Structural Sections are available from stock. The list above represents HSS that have been or are still produced by specific Mills worldwide. Availability of any size should be confirmed before using in any design specs.